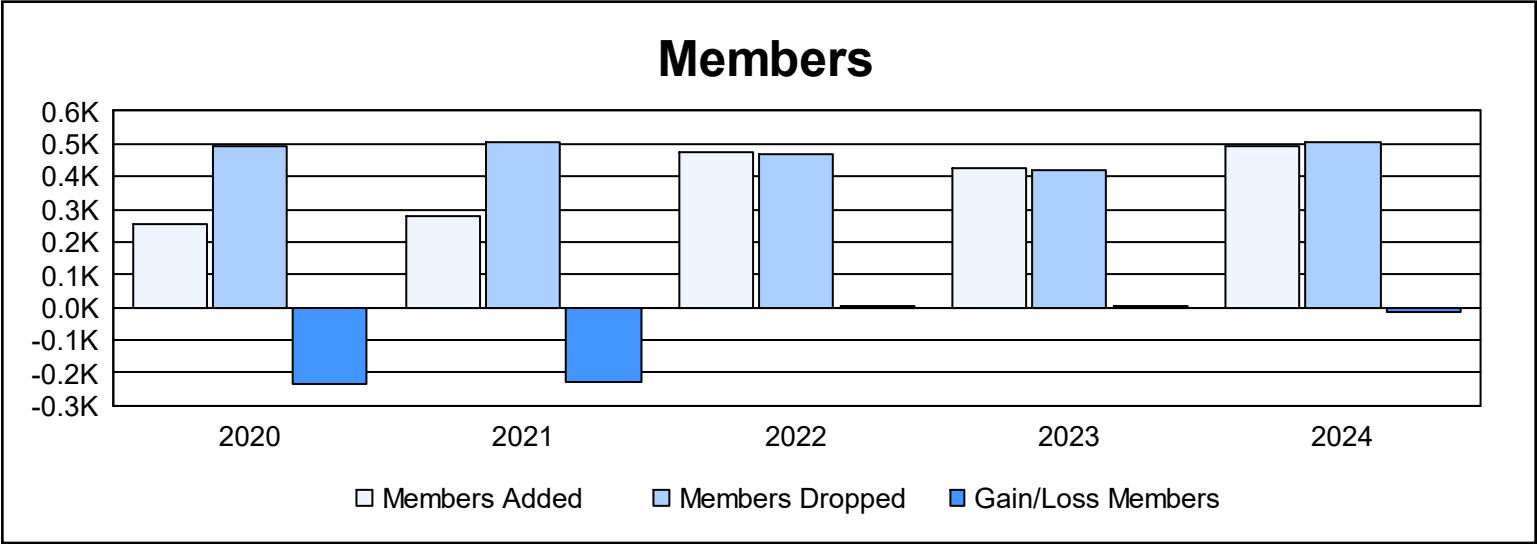
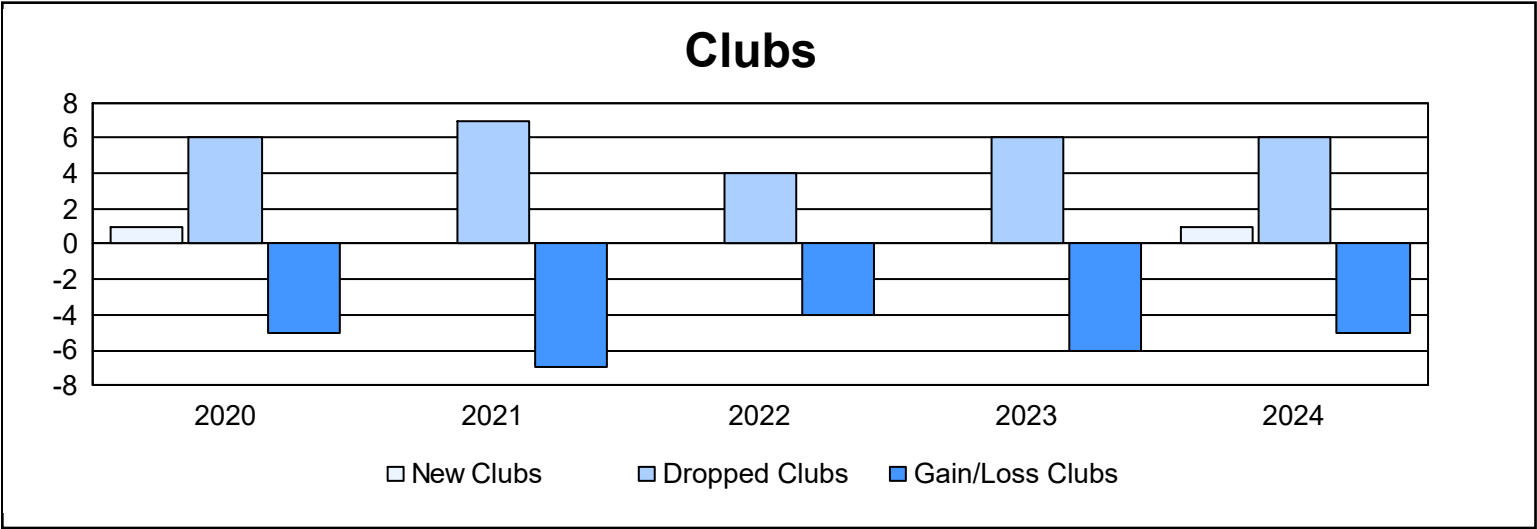
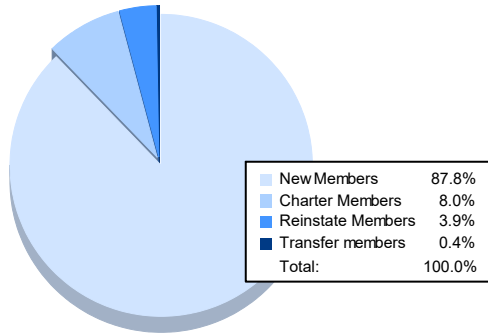


Year	New Clubs	Dropped Clubs	Gain/ Loss Clubs	New Members	Charter Members	Reinstate Members	Transfer Members	Total Member Added	Total Members Dropped	Gain/ Loss Members
2019-2020	1	6	-5	198	23	18	17	256	492	-236
2020-2021	0	7	-7	246	2	18	11	277	507	-230
2021-2022	0	4	-4	416	4	32	21	473	467	6
2022-2023	0	6	-6	383	0	20	21	424	421	3
2023-2024	1	6	-5	430	39	19	2	490	507	-17
Average	0	6	-5	335	14	21	14	384	479	-95



### Membership Composition June 2024 Cumulative



### Gender Composition June 2024 Cumulative

